

University Teaching 101

Beth Kania-Gosche, PhD




▶ Today's essential question

How do you effectively teach at the university level?



Why are you teaching?

Write it down and share with someone around you.



Why are your students in the class?

Is it required?

Is it an elective?

General education?





If students wanted to learn the course content, they would already know it because they can find the information online.





Your students are not you.

Honor their differences and experiences.
What are some differences between your
students and yourself?

► What are your course learning outcomes?

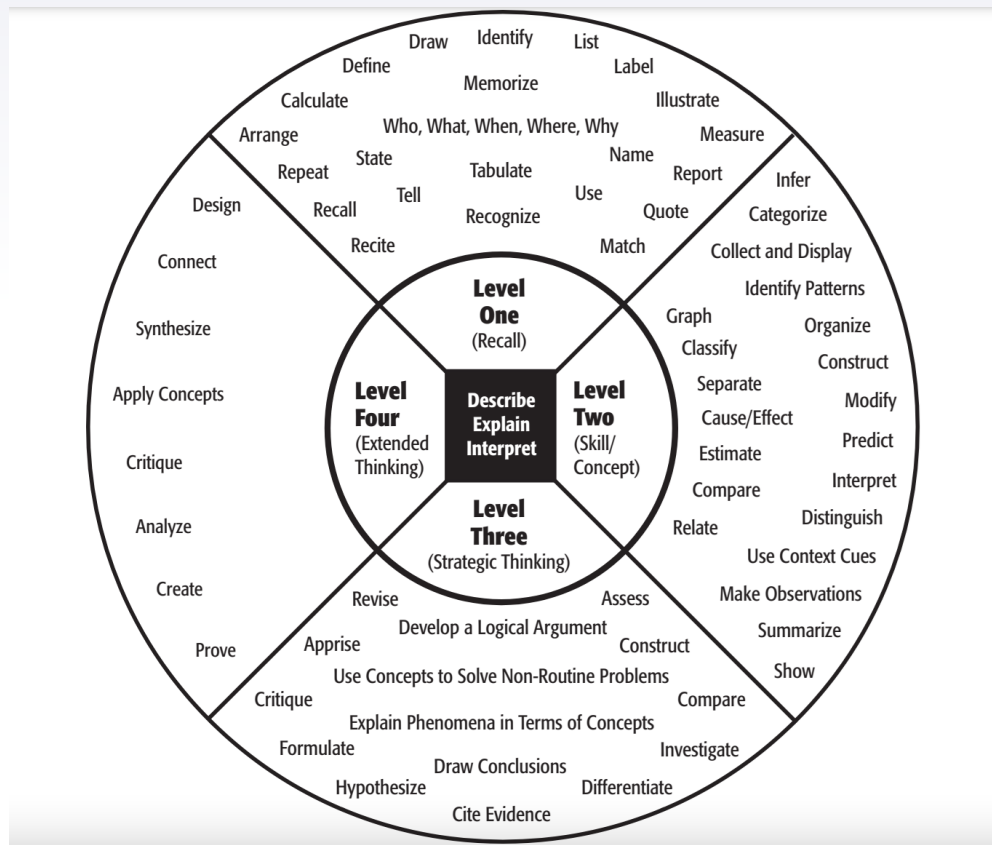
- ▶ Do students know what they are?
- ▶ Are they written in a way students understand?
- ▶ Do students know the real world consequences for failing to meet the standard?
- ▶ Are they aligned with your assessments?



Have measurable outcomes!

Use Webb's Depth of Knowledge to increase rigor.

- ❖ List one outcome you could have for your course.





**It is necessary to assess
the outcome to make sure
learning is happening!**

How do you assess the outcome?



Assessment

Formative

- ▶ Just in time
- ▶ Feedback, not grade
- ▶ Efficient, specific
- ▶ Provide resources

Summative

- ▶ Formal
- ▶ Multiple outcomes assessed
- ▶ High stakes

Assessment Process

Identify learning outcomes in student-friendly language



Task analysis
Chunking content/skills



Examine data before teaching next session



Align summative assessment that mirrors real life tasks with clear criteria



Align formative assessment to each



Provide feedback and resources to students



Effective Teaching Checklist




► Teaching, often called an “art and a science”



➤ Let go of perfectionism

➤ **Limited resources**

➤ Continuous improvement,
circumstances constantly change





- ▶ What questions do you have?
- ▶ bkaniagosche@mst.edu
 - ▶ Email me if you would like to observe.

Credits

Special thanks to all the people who made and released these awesome resources for free:

- ▶ Presentation template by [SlidesCarnival](#)
- ▶ Illustrations by [Sergei Tikhonov](#)
- ▶ Photographs by [Unsplash](#)

► Presentation design

This presentation uses the following typographies:

- Titles: Raleway
- Body copy: Barlow

Download for free at:

<https://www.fontsquirrel.com/fonts/raleway>

<https://www.fontsquirrel.com/fonts/barlow>

You don't need to keep this slide in your presentation. It's only here to serve you as a design guide if you need to create new slides or download the fonts to edit the presentation in PowerPoint®



Free templates for all your presentation needs



For PowerPoint and
Google Slides



100% free for personal
or commercial use



Ready to use,
professional and
customizable



Blow your audience
away with attractive
visuals